


**SRI GURU GOBIND SINGH COLLEGE OF COMMERCE**  
(University of Delhi)  
Centre of Professional Development  
*in collaboration with*

**Weekendr**

offers an Add-On course on

# ADVANCED EXCEL

with Introduction to **Power BI + AI**



**Course Fee : Rs. 7965 (Including GST)**

**Last Date to register: July 3, 2024**

**Classes will be held on  
Weekdays in college campus**

**Register now:**



**Patron**  
**Jatinder Bir Singh**  
(Principal)

**Co-ordinator : CPD**  
**Dr. Satvinder Kaur**

# COURSE OUTLINE

**Basic Feature Overview**

**Working with Cell Reference, Range & Table**

**Reviewing and Protecting Workbook**

**Manipulating Text**

**Dealing with numbers**

**Working with Date & Time**

**Logical & Information functions**

**Lookup & Reference Functions**

**Data Visualization & Reporting**

**Data Validation**

**Data Crunching with Pivot Table**

**Financial & Decision Analysis**

**Error Handling**

**Advance Tools**

**Statistical Analysis & Forecast**

**VBA and Macro**

**AI in Excel and VBA**

**Excel Dashboard**

**Connect and Manage Data in Power BI Desktop Application**

**Reporting and Visualization**



**centrepd@sggsc.ac.in**



**cpd.sggsc**

**Vanshika Jain: 84487 18299**

**Harshdeep Singh: 81787 51420**



SRI GURU GOBIND SINGH COLLEGE OF COMMERCE  
(University of Delhi)

CENTRE OF PROFESSIONAL DEVELOPMENT

*in collaboration with*



offers an Add-On course on

# Proficiency in Stock Investing

SCAN ME



REGISTER NOW

**Perks of this course:**



Job Opportunities



Taught by Industry Experts

Course Fee: Rs. 7500/- (Including GST)

Last Date to register: July 3, 2024

Classes will be held on weekdays  
in the college campus

Patron:

Jatinder Bir Singh  
(Principal)

CPD Co-ordinator:  
Dr. Satvinder Kaur



**What we learn in this course?**

Stocks & ETFs  
Fundamentals of stock investing  
Asset Allocation  
Investment Strategies  
Portfolio construction  
Wealth Creation

**Programme Highlights:**


- Contemporary Certified Market Expert program taught by faculty of domain experts.
- Select industry experts may also be involved to provide practical insights.
- Course designed and structured to educate participants with or without prior exposure to the Financial Market.
- Hands on investment & trading simulations, Including the fundamentals of stock investing, advanced stock trading strategies, and the intricacies of derivatives trading, portfolio management exercises, real world case studies.
- Gain invaluable experience navigating market trends, analysing risk assessment, portfolio diversification and risk mitigation techniques to protect investments.
- In-depth knowledge of concepts and real-life applications, case studies and stimulation exercises of Financial Markets.

 [centrepd@sggsc.ac.in](mailto:centrepd@sggsc.ac.in)

 [cpd.sggsc](https://www.instagram.com/cpd.sggsc)

**Vanshika Jain: 84487 18299**

**Harshdeep Singh: 81787 51420**



**SRI GURU GOBIND SINGH COLLEGE OF COMMERCE**  
(University of Delhi)

**Centre of Professional Development**  
*in collaboration with*

**BSE**

offers an Add-On course on

# **BUSINESS ANALYTICS**


Introductory course using R

Course Fee : Rs. 7965 (Including GST)

Last Date to register: July 3, 2024

Classes will be held on weekdays in college campus

**REGISTER NOW**



Patron

**Jatinder Bir Singh**  
(Principal)

CPD Co-ordinator:  
**Dr. Satvinder Kaur**

# COURSE OUTLINE

**Introduction to Business Process and Models**  
**Data Management & Data Analysis Using Excel**

**Guide to R Programming**

**Exploratory Data Analysis**

**Introduction to Applied Business Statistics**

**Regression and Classification for Business Applications**

 [centrepd@sggsc.ac.in](mailto:centrepd@sggsc.ac.in)

 [cpd.sggsc](https://www.instagram.com/cpd.sggsc)

**Harshdeep Singh: 81787 51420**

**Vanshika Jain: 84487 18299**

**SRI GURU GOBIND SINGH COLLEGE OF COMMERCE**  
(University of Delhi)  
Centre of Professional Development  
*in collaboration with*

**BSE**

offers an Add-On course on

**FINTECH**

**Last Date to register: July 3, 2024**

**Classes will be held on Weekdays in college campus**

**Course Fee : Rs. 7965 (Including GST)**

SCAN ME



REGISTER NOW



**Patron**  
**Jatinder Bir Singh**  
(Principal)

**CPD Co-ordinator**  
**Dr. Satvinder Kaur**

### Course Outline

#### **The evolution of FinTech**

- The evolution of FinTech
- Indian landscape - FinTech
- Key markets, industries, and innovations

#### **FinTech Services / Products**

- Payments, Clearing & Settlement services
- Investment Management services
- Credit, Deposit and Fund - Raising Services i.e. Crowdfunding

#### **FinTech in financial sector (BFSI)**

- Banking Sector & Technology: Business Structure & I.T. Framework
- Core Banking Solution & Transaction Cycles
- Financial Markets & Technology: IPO & Book Building
- Secondary Markets & Technology Set-up
- Trading Systems & Technology
- Insurance Sector: Distribution Channel & Technology Set-up

#### **FinTech in Other sectors Market Support Services**

- InsurTech, RegTech, WealthTech, Algo Trading, Robo Advisory
- AI, Big Data Analytics, Machine Learning, Cloud Computing

#### **Blockchain Technology and Practical Use Cases**

- Introduction to Blockchain
- Defining Qualities of a Blockchain
- Ethereum Blockchain, Smart Contracts
- Cryptocurrency Market, ICOs
- Practical Use Cases of Blockchain Technology

#### **FinTech Risk & Mitigation**

- Potential risks emerging from the rapid adoption of Fintech
- Strategies to mitigate these risks
- Cyber Security aspects



[centrepd@sggsc.ac.in](mailto:centrepd@sggsc.ac.in)



[cpd.sggsc](https://www.instagram.com/cpd.sggsc)

**Mehar Preet Kaur: 98188 47142**

**Advika Mittal: 82794 12086**



**SRI GURU GOBIND SINGH COLLEGE OF COMMERCE**

(University of Delhi)

Centre of Professional Development

*in collaboration with*

**Weekendr**

offers an Add-On course on

# DATA VISUALIZATION USING POWER BI



**Last Date to register: July 3, 2024**  
**Classes will be held on Weekdays in college campus**

**Course Fee: Rs. 4900 (Including GST)**

**Register now**

SCAN ME



**Patron**  
**Jatinder Bir Singh**  
**(Principal)**

**CPD Co-ordinator**  
**Dr. Satvinder Kaur**

**Module 1: Introduction**

- Overview
- Need for Business Intelligence Tool
- Why Power BI
- Power BI Component and Workflow
- Download & Setup Power BI
- Exploring Power BI Interface and Environment
- Connecting to Data Source
- First Visualization

**Module 2: Visualization through Basic Charts**

- Column Chart & Stacked Column
- Pie Chart & Donut Chart
- Funnel Chart & Ribbon Chart
- Chart Filters and Export as Table
- Include & Exclude
- Simple & Fill Map
- Other Charts on Map Chart

**Module 3: Visualization through Table**

- Insert Summary Table & Sorting
- Basic Formatting
- Conditional Formatting Types
- Custom Rules in Conditional Formatting
- Aggregation Types in Table
- Pivot Table using Matrix
- Drill Up and Drill Down Table
- Show and Hide Subtotal
- Number Formatting & Display Unit
- Filters on Visual, Page and others

**Module 4: Visualization through other Charts**

- Line Chart, Area Chart & Combo Chart
- Drill Up and Drill Down
- Animation through Scatter Plot
- Water Fall Chart
- Tree Map
- Gauge Chart and Target
- ToolTip
- Download Custom Chart
- Number, Text and Date Cards

**Module 5: Slicers & Controls**

- Slicer for Text and Customization
- Date Slicer and Customization
- Number Slicer, Insert Elements
- Navigation Buttons setting
- Bookmarks
- Drill through Action

**Module 6: Data Munging with Power Query**

- Importing and Discovering Data
- Transformation and Cleaning
- Calculated Column
- Column by Example
- Grouping and Aggregating Data
- Merge & Append Table
- M Language

**Module 7: Creating Calculation with DAX**

- Implementing DAX Operators
- Create Calculated Columns & Measures
- DAX Functions Category
- Working with Text Functions
- Using Date and Time Functions
- Information and Logical Functions

**Module 8: Data Modelling & Intelligence with DAX**

- Data Model and Relationship
- Dimension & Fact Table
- Getting Data from Related Tables
- Creating Aggregates & Filter Context
- Incorporating Time Intelligence

**Module 9: Reporting and Dashboard:**

- Analyse and Prepare Professional Summary Report
- Create Account and Publish Report on BI Service
- Export Report to another format or application
- Power BI Dashboard Introduction
- Pin report to Dashboard
- Publish Dashboard
- Automatic Refresh

**Module 10: Assignment & Project**

centrepd@sggsc.ac.in



cpd.sggsc

Advika Mittal: 82794 12086

Mehar Preet Kaur: 98188 47142